

198-50-0012-01 Recessed T-Bar Profile

For use with 230 / 233 series track for accoustical ceiling tile applications.

Materials:

Profile is fabricated of extruded aluminum with white powder coat with visible flange. Extruded profile is 144"L that will accept 230 / 233 series track. Track must be ordered separate. Mechanical coupler secure track to each other when multiple sections are spliced. Profile is secured from above finished ceiling directly to overhead support (fastener not provided) or by AC Cable. Cable must be ordered separate.

Accessories:

(All accessories must be ordered separate.)

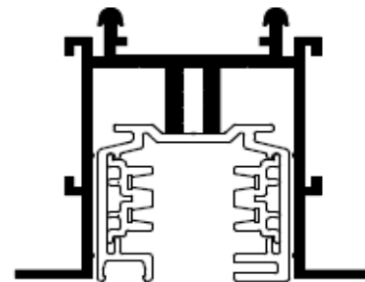
198-00-0033-00 Mechanical Coupler: Couplers are fabricated of galvanized steel. Three couplers secure sections of track together where they are spliced (2 sides one top) Each coupler has 4 threaded mounting points that secure plates directly to profile. (Fasteners supplied)

198-00-0035-01 End Cap: End caps are powder coated to match the surface of the profile. Each cap secures to profile at two threaded mounting point locations. (Fasteners supplied)

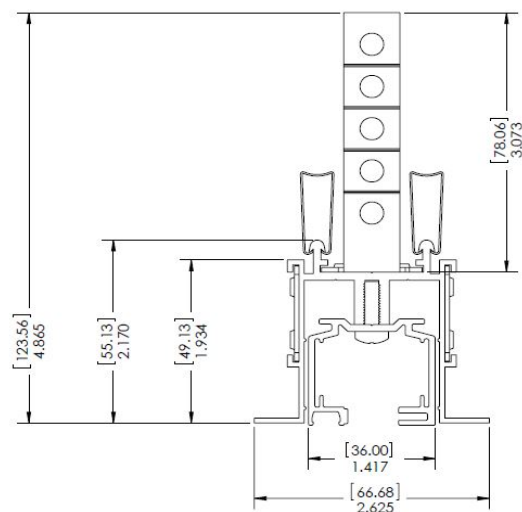
198-00-0034-00 Feed in Cap: Feed in cap is secured to the top of the T Bar profile. Cap is a guide for conduit power supply. Hole is drilled in the profile accept power/conduit.. Cap is secured to profile at two mounting points (Fasteners supplied)



198-00-0037-00 Suspension Support: Support is required to insure profile is properly supported and level with finished ceiling. Secured to profile with one threaded mounting point. (Fasteners supplied) See chart for recommended supports required.



T-Bar Profile w/ standard ceiling mounted track installed. (230 series)



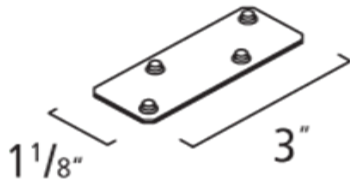
FASTENER	12' TRACK	8' TRACK	4' TRACK
198-13-0008-00	8	6	4

Cutting Profile / Track: Using a dry chop saw or hack saw with miter box cut all sides perpendicular on all sides to insure a flush fit with all accessories and spliced track sections. Do not cut track without the above tools. **Bending of track contacts points not required after field cutting track.**

NOTE: Add 3" to length of track when calculating length of profile to account for live end feed for T bar Profile.

Profile Accessories: All accessories must be ordered as a separate item based on the qty's required per configuration.

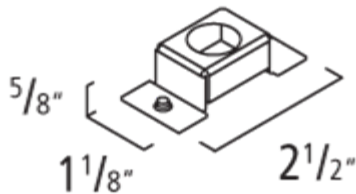
T-Bar Profile Accessories for Proper Assembly



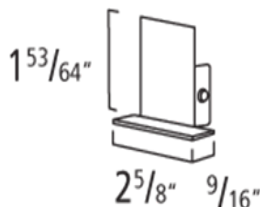
198-00-0037-00: Suspension Support
Supports required per track length.

SUSPENSION	12' TRACK	8' TRACK	4' TRACK
198-00-0037-00	5	4	3

198-00-0033-00: Mechanical Coupler. 3
Straight couplers are required per splice of profile sections

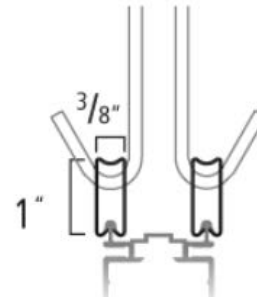
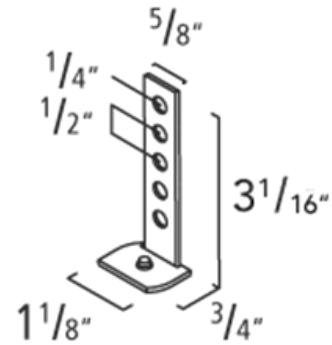


198-00-0034-00: Feed in Cap



198-00-0035-00: End Cap

Each end of profile must have an end cap. Each end of track must be closed with end feed and or end cap.



557-0-5321-0: Suspension Clips for T-Bar profile for tension grip, (6 pcs per bag), 2 clips used for every 4 feet. Can be used in tandem with 198-00-0037-00 or by themselves.

This information is subject to change without notice.